

Parent tips

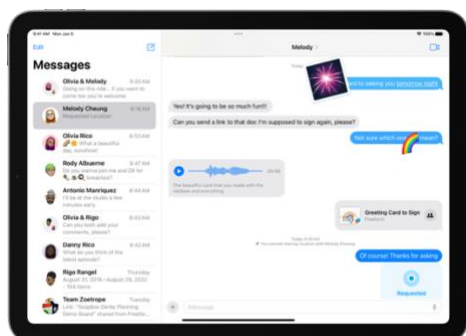
Checking your child's online interactions and iPad use

CHECK

✓ Messages/Games

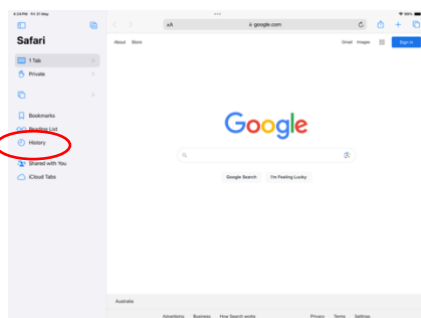
- Is your child, and others, speaking respectfully in individual and group messages and/or games?
- Is your child sharing too much personal information?
- **Block** unwanted senders.

<https://support.apple.com/en-in/guide/ipad/ipad1f9a6f5/ipados>



✓ Websites

- **Safari** or other web browser apps e.g. Chrome, Edge.
- Check **History** for inappropriate Internet searches and websites. Close all tabs.
- VPNs are not allowed to be used at school and can give access to the Internet without detection.

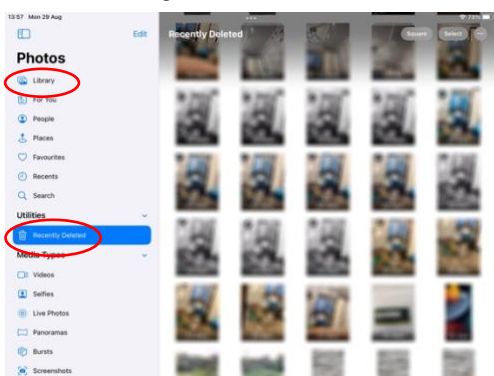


✓ Social Media

- [Most social media require users to be 16+](#) so we don't expect students to use them
- This includes the following common platforms:
 - TikTok
 - Instagram
 - Facebook (Messenger)
 - Kick
 - Reddit
 - Discord
 - Twitch
 - YouTube
 - X
 - Snapchat, and more...

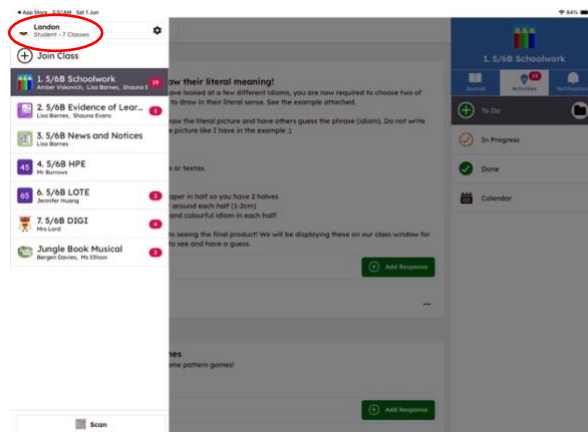
✓ Photos/Videos

- Delete unwanted photos/videos.
- Clear the **Recently Deleted** folder.



✓ Seesaw - Schoolwork

- Discover your child's learning in **Schoolwork**.



[eSafety Commissioner: Advice for parents \(Screen time\)](#)

[eSafety Commissioner – Be Secure Quiz](#)

Help keep your child safe Online